



PHOENIX & STRACK Inspired by tradition, driven by innovation

Leaders in designing and manufacturing highly engineered valves for the commercial nuclear power industry, oil & gas processing facilities, and globally recognized for providing solutions to numerous other industries.

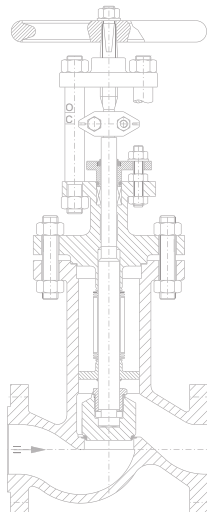
Two brands able to cover a complete range of high quality products providing long lasting safety and reliability in chemical plants, refineries and power plants. Worldwide, they supply valves complying with the most demanding and strict requirements, as well as offering really valuable pre & post-sales technical advices.

Our mission begins with the deep understanding of customer needs and develops through a genuine passion aimed at always finding the most suitable solutions. Over a century of technical expertise led us to embrace the highest quality standards driven by innovation.

Two brands, one DNA

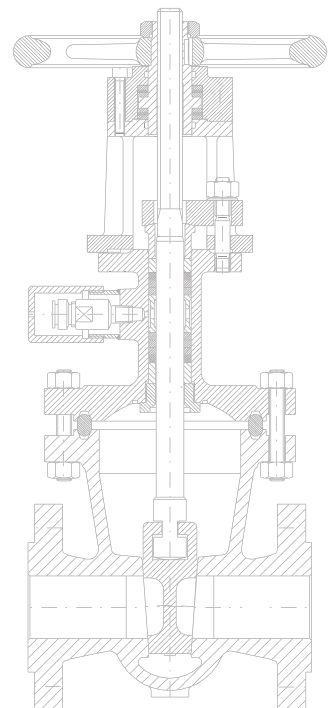
PHOENIX Armaturenwerke GmbH

Founded in 1910 as a small company, is today a leading manufacturer of specialty valves. PHOENIX bellows sealed globe valves have been used worldwide for over 70 years for critical media in the chemical industry and have – due to design and quality – substantially contributed to the improvement of air quality.



STRACK Armaturenwerke GmbH

Founded in 1922, has become a well-known manufacturer of high quality valves conforming to all design standards. STRACK manufactures a wide products portfolio for HF acid service, keeps maintaining its production line of high pressure valves as well as plug valves, serving sophisticated niche markets.





Certificates and Approvals

Management System

- ISO 9001:2015
- PED 2014/68/EU CE0525)
- PE(S)R 2016 (UKCA0038)
- 2010/35/EC TPED
- AD 2000 HPO
- 94/9/EC ATEX

Industrial Applications


- ASME BPVC Sec VIII Div 1 & 2, Design
- ASME Pressure Piping (PP), ASME Steam Boiler (S), National Board Registered
- API 600, API 6D, ANSI N45.2, Lloyds DOT Rule 54 Appendix D
- EPA Method 21 (Gland Emissions), TA- Luft approved
- ISO 15848-1 Approval
- Fire Safe (API 607 6FA, BS 6755-2and ISO 10497)
- AAR Class-F Registration
- SIL approved designs

Nuclear Applications

- AWS-CWI
- Certified Welders to ASME, BPVC, Section-IX, PMI Program
- Manufacturer approval: Framatome acc. to ISO 19443:2018, QN-100 GEN Rev. B/C
- STUK/TVO/Areva, KTA 1401 HAF 604, VdTÜV 100, WB 35

Country Approvals and Product Lines





- UOP
- Euro Chlor GEST 17/492
- Manufacturer License China, CSQI China, TÜV Nord
- CSA Z299 Canada, CSA N285.0 Canada









Product Lines





Bellow Seal Globe Valves for chemical & other industrial application	p. 4
Euro Chlor Approved Bellow Seal Globe Valves	p. 5
Pneumatic Piston & Diaphragm actuated Euro Chlor Approved Bellow Seal Globe Valves	p. 5
Change-over Valves / 3-Way Valves	p. 6
Basket type Strainers / Y-Type Strainers	p. 6-7
Tanker Valves / Valves for Stationary Tanks / Pressure Relief Valves	p. 7
Cryogenic Globe Valves with stuffing box seal & superlong bellows	p. 8
Globe & Control Valves with inside stem / Check Valves	p. 9
Globe Valves with coupled divided stem	p. 10
Nuclear Lines of Pressure Gauge Valves	p. 10-11
Manifolds with 3 and 5 Valves	p. 12






Type	350	390	355 HS / 431 HS	834
Design				
Description	Globe valve with encapsulated superlong bellows and emergency gland	Globe valve with long flushed bellows and emergency gland	Globe valve with encapsulated superlong bellows and emergency gland or gland packed	Gate valve with encapsulated superlong bellows and emergency gland
PN	10 - 250	10 - 100	325	10 - 160
DN	15 - 500	15 - 400	6 - 120	15 - 800
Class	150 - 1500	150 - 300		150 - 900
NPS	1/2 - 20	1/2 - 16		1/2 - 30
Temperature Rating	-196°C up to +800°C	-196°C up to +450°C	-196°C up to +800°C	-196°C up to +800°C
Body Forms	<ul style="list-style-type: none"> • Straight Pattern Body • Y-Pattern Body • Angle Pattern Body 	<ul style="list-style-type: none"> • Straight Pattern Body • Y-Pattern Body • Angle Pattern Body 	<ul style="list-style-type: none"> • Angle Pattern Body 	<ul style="list-style-type: none"> • Straight Pattern Body
Basic Shell Material	<ul style="list-style-type: none"> • Carbon Steel <ul style="list-style-type: none"> - High and Low Temperature • Stainless Steel <ul style="list-style-type: none"> - High Temperature - High Chromium • Hastelloy • Inconel • Pure Nickel • Titanium • Other Special Alloys 	<ul style="list-style-type: none"> • Carbon Steel <ul style="list-style-type: none"> - High and Low Temperature • Stainless Steel <ul style="list-style-type: none"> - High Temperature - High Chromium • Hastelloy • Inconel • Pure Nickel • Titanium • Other Special Alloys 	<ul style="list-style-type: none"> • Carbon Steel <ul style="list-style-type: none"> - High and Low Temperature • Stainless Steel <ul style="list-style-type: none"> - High Temperature - High Chromium • Hastelloy • Inconel • Pure Nickel • Titanium • Other Special Alloys 	<ul style="list-style-type: none"> • Carbon Steel <ul style="list-style-type: none"> - High and Low Temperature • Stainless Steel <ul style="list-style-type: none"> - High Temperature - High Chromium • Hastelloy • Inconel • Pure Nickel • Titanium • Other Special Alloys
Connections	<ul style="list-style-type: none"> • Flanged Ends • Butt Welding Ends • Socket Welding Ends • Threaded Ends • Other Requirements 	<ul style="list-style-type: none"> • Flanged Ends • Butt Welding Ends • Socket Welding Ends • Threaded Ends • Other Requirements 	<ul style="list-style-type: none"> • Threaded Flanges • Flanged Ends • Butt Welding Ends • Socket Welding Ends • Other Requirements 	<ul style="list-style-type: none"> • Flanged Ends • Butt Welding Ends • Socket Welding Ends • Threaded Ends • Other Requirements
Operation	<ul style="list-style-type: none"> • Handwheel • Lever • Chainwheel • Gear Operator • Pneumatic Piston Actuator • Pneumatic Diaphragm Actuator • Electric Actuator 	<ul style="list-style-type: none"> • Handwheel • Lever • Chainwheel • Gear Operator • Pneumatic Piston Actuator • Pneumatic Diaphragm Actuator • Electric Actuator 	<ul style="list-style-type: none"> • Handwheel • Gear Operator • Pneumatic • Electric • Lever 	<ul style="list-style-type: none"> • Handwheel • Chainwheel • Gear Operator • Electric Actuator
Application	For highly toxic, aggressive, inflammable, volatile and expensive media under consideration of the material resistance	For highly toxic, aggressive, inflammable, volatile, polymerising and crystallising media under consideration of the material resistance	High pressure valves for the high pressure synthesis in the chemical industry (e.g. in urea and ammonia plant, hydro-hydrocarbons et.) under consideration of the material resistance	For highly toxic, aggressive, inflammable, volatile and expensive media under consideration of the material resistance
Approvals	Fire safe VdTÜV Prototype WB 35 ISO 15848-1 AH TA-Luft 2021	Fire safe, TPED 2010/35/EU VdTÜV Prototype ISO 15848-1 AH TA-Luft 2021		Patented wedge design US, Europe, China Fire safe





PHOENIX Armaturenwerke GmbH











Type	350 EC.4 / 14 and EC.5 / 15	350 EC.8 and EC.9	350 EC.16 and EC.17	359
Design				
Description	Globe valve for chlorine service with encapsulated superlong bellows in the body and one piece bonnet. EC.14 and EC.15: one piece stem design	Control valve for chlorine service with encapsulated superlong bellows in the body and one piece bonnet	Remotely operated shut-off valve for chlorine service with encapsulated superlong bellows in the body and one piece bonnet	Control valve with encapsulated superlong bellows and emergency gland
PN	40	40	40	10 - 250
DN	15 - 350	15 - 350	15 - 350	15 - 250
Class	300	300	300	150 - 1500
NPS	1/2 - 14	1/2 - 14	1/2 - 14	1/2 - 10
Temperature Rating	-40°C up to +120°C	-40°C up to +120°C	-40°C up to +120°C	-196°C up to +650°C
Body Forms	• Straight Pattern Body	• Straight Pattern Body	• Straight Pattern Body	• Straight Pattern Body • Angle Pattern Body
Basic Shell Material	• Carbon Steel - Low Temperature • Stainless Steel • Hastelloy	• Carbon Steel - Low Temperature • Stainless Steel • Hastelloy	• Carbon Steel - Low Temperature • Stainless Steel • Hastelloy	• Carbon Steel - High and Low Temperature • Stainless Steel - High Temperature - High Chromium • Hastelloy • Inconel • Pure Nickel • Titanium • Other Special Alloys
Connections	• Flanged ends • Other requirements	• Flanged Ends • Other Requirements	• Flanged Ends • Other Requirements	• Flanged Ends • Butt Welding Ends • Socket Welding Ends • Threaded Ends • Other Requirements
Operation	• Handwheel • Lever Chainwheel • Gear Operator • Pneumatic Piston Actuator • Pneumatic Diaphragm Actuator • Electric Actuator	• Pneumatic Piston Actuator • Pneumatic Diaphragm Actuator	• Pneumatic Piston Actuator • Pneumatic Diaphragm Actuator	• Handwheel • Chainwheel • Gear Operator • Pneumatic Piston Actuator • Pneumatic Diaphragm Actuator • Electric Actuator
Application	For liquid chlorine service and similar dangerous, toxic, aggressive and corrosive media (for example phosgene)	For liquid chlorine service and similar dangerous, toxic, aggressive and corrosive media (for example phosgene)	For liquid chlorine service and similar dangerous, toxic, aggressive and corrosive media (for example phosgene)	For highly toxic, aggressive, inflammable, volatile and expensive media under consideration of the material resistance
Approvals	Euro Chlor approval 20/01 DGM 29823805.5 ISO 15848-1 AH TA-Luft 2021	Euro Chlor approval 20/02 SIL approved	Euro Chlor approval 20/08 SIL approved ISO 15848-1 AH TA-Luft 2021	Fire safe VdTÜV Prototype SIL approved





Type	320 / 370	320 B / 370 B	374 / 324	820
Design				
Description	Change-over-Valve with flushed superlong bellows and emergency gland or with stuffing box seal	Change-over-Valve with encapsulated superlong bellows and emergency gland or with stuffing box seal Drag coefficient Zeta < 1,0	3-Way Valve with encapsulated superlong bellows and emergency gland or with stuffing box seal	Strainer basket type with extremely huge filtrating area and low pressure drop
PN	10 - 400	10 - 40	10 - 160	10 - 40
DN	15 - 500	15 - 200	15 - 500	15 - 400
Class	150 - 2500	150 - 300	150 - 900	150 - 300
NPS	1/2 - 20	1/2 - 8	1/2 - 20	1/2 - 16
Temperature Rating	-196°C up to +650°C	-196°C up to +650°C	-196°C up to +650°C	-196°C up to +450°C
Body Forms	• 3-Way Type	• 3-Way Type		• Straight Pattern Body
Basic Shell Material	<ul style="list-style-type: none"> • Carbon Steel <ul style="list-style-type: none"> - High and Low Temperature • Stainless Steel <ul style="list-style-type: none"> - High Temperature - High Chromium • Hastelloy • Inconel • Pure Nickel • Titanium • Other Special Alloys 	<ul style="list-style-type: none"> • Carbon Steel <ul style="list-style-type: none"> - High and Low Temperature • Stainless Steel <ul style="list-style-type: none"> - High Temperature - High Chromium • Hastelloy • Inconel • Pure Nickel • Titanium • Other Special Alloys 	<ul style="list-style-type: none"> • Carbon Steel <ul style="list-style-type: none"> - High and Low Temperature • Stainless Steel <ul style="list-style-type: none"> - High Temperature - High Chromium • Hastelloy • Inconel • Pure Nickel • Titanium • Other Special Alloys 	<ul style="list-style-type: none"> • Carbon Steel <ul style="list-style-type: none"> - High and Low Temperature • Stainless Steel <ul style="list-style-type: none"> - High Temperature - High Chromium • Hastelloy • Other Special Alloys
Connections	<ul style="list-style-type: none"> • Flanged Ends • Butt Welding Ends • Socket Welding Ends • Threaded Ends • Other Requirements 	<ul style="list-style-type: none"> • Flanged Ends • Butt Welding Ends • Socket Welding Ends • Threaded Ends • Other Requirements 	<ul style="list-style-type: none"> • Flanged Ends • Butt Welding Ends • Socket Welding Ends • Threaded Ends • Other Requirements 	<ul style="list-style-type: none"> • Flanged Ends • Butt Welding Ends • Socket Welding Ends • Threaded Ends • Other Requirements
Operation	<ul style="list-style-type: none"> • Handwheel • Chainwheel • Gear Operator • Pneumatic Piston Actuator • Pneumatic Diaphragm Actuator • Electric Actuator 	<ul style="list-style-type: none"> • Handwheel • Chainwheel • Gear Operator • Pneumatic Piston Actuator • Pneumatic Diaphragm Actuator • Electric Actuator 	<ul style="list-style-type: none"> • Handwheel • Chainwheel • Gear Operator • Pneumatic Piston Actuator • Pneumatic Diaphragm Actuator • Electric Actuator 	
Application	Switch-over valve or in combination with safety valves for toxic, aggressive and inflammable gases and liquids, boiler and cooling water, saturated steam etc., under consideration of the material resistance	Switch-over valve or in combination with safety valves for toxic, aggressive and inflammable gases and liquids, boiler and cooling water, saturated steam etc., under consideration of the material resistance	Regulating valve or mixing valve for toxic, aggressive and inflammable gases and liquids, boiler and cooling water, saturated steam etc., under consideration of the material resistance	In front of measuring equipment to protect sensitive valves, pumps, aggregates and similar plant components under consideration of the material resistance
Approvals		Patented design 370B/320B: US, Europe, China		





Type	829	309.40 and 309.50	309 stationary	141	142
Design					
Description	Strainer Y-Type	Tanker valve (POV) combination of a pneumatically operated quick closing valve with bellows and a spring-loaded ball check valve	Valves for Stationary Tanks / storage containers	Pressure Relief Valve	Pressure Relief Valve and shut/off function
PN	10 - 40	25	25, 40	40	16 - 40
DN	15 - 300	40	25 - 150	15 - 100	15 - 50
Class	150 - 300	150	150, 300	150 - 300	150 - 300
NPS	1/2 - 12	1 1/2	1 - 6	1/2 - 4	1/2 - 2
Temperature Rating	-196°C up to +450°C	-50°C up to +70°C	- 40°C - 120°C	- 200°C - 400°C	- 200°C - 400°C
Body Forms	• Y-Pattern	• Angle Pattern Type	• Angle Pattern Body	• Angle Pattern Body • Straight Pattern Body	• Angle Pattern Body • Straight Pattern Body
Basic Shell Material	<ul style="list-style-type: none"> • Carbon Steel - High and Low Temperature • Stainless Steel - High Temperature - High Chromium • Hastelloy • Other Special Alloys 	<ul style="list-style-type: none"> • Carbon Steel - Low Temperature • Stainless Steel • Other Materials on Request 	<ul style="list-style-type: none"> • carbon steel (high and low temperature) * stainless steel 	<ul style="list-style-type: none"> • carbon steel (high and low temperature) • stainless steel (high temperatur, high chromium) 	<ul style="list-style-type: none"> • carbon steel (high and low temperature) • stainless steel (high temperatur, high chromium)
Connections	<ul style="list-style-type: none"> • Flanged Ends • Butt Welding Ends • Socket Welding Ends • Threaded Ends • Other Requirements 	<ul style="list-style-type: none"> • Flanged Ends • Other Requirements 	<ul style="list-style-type: none"> • Flanged Ends 	<ul style="list-style-type: none"> • Flanged Ends • Butt Welding Ends • Socket Welding Ends 	<ul style="list-style-type: none"> • Flanged Ends • Butt Welding Ends • Socket Welding Ends
Operation		<ul style="list-style-type: none"> • Pneumatic Diaphragm Actuator • Manual Override 	<ul style="list-style-type: none"> • Handwheel • Pneumatic Piston Actuator • Pneumatic Diaphragm Actuator • Electric Actuator 	<ul style="list-style-type: none"> • Handwheel 	<ul style="list-style-type: none"> • Handwheel
Application	In front of measuring equipment to protect sensitive valves, pumps, aggregates and similar plant components under consideration of the material resistance	Acc. to DIN 26028, CEFIC UN 14, GGV Annex XI with ref. for railway tankers, ISO-Container (309.50) and trucks top loading for extremely dangerous media, e.g. chlorine, hydrofluoridric	For highly toxic, aggressive, inflammable, volatile and expensive media under consideration of the material resistance	For highly toxic, aggressive, inflammable, volatile and expensive media under consideration of the material resistance	For highly toxic, aggressive, inflammable, volatile and expensive media under consideration of the material resistance
Approvals		Prototype 06D2, BAM approved, Euro Chlor approval 20/03, 20/04, eg 2010/35 (TPED) Prototype tests DIN EN 14432	Eurochlor Approval 22-08		

Type	925	919	941	935
Design				
Description	Globe and control valve for cryogenic service with encapsulated superlong bellows and emergency gland with extractable trim and displacer	Globe and control valve for cryogenic service with stuffing box seal, extractable trim and displacer	Globe and control valve for cryogenic service with encapsulated superlong bellows and emergency gland, long isolation distance	Globe and control valve for cryogenic service with stuffing box seal and long isolation distance
PN	10 - 63	10 - 63	10 - 63	10 - 63
DN	15 - 300	15 - 300	15 - 300	15 - 300
Class	150 - 300	150 - 300	150 - 300	150 - 300
NPS	1/2 - 12	1/2 - 12	1/2 - 12	1/2 - 12
Temperature Rating	-270°C up to +400°C	-270°C up to +400°C	-270°C up to +400°C	-270°C up to +400°C
Body Forms	<ul style="list-style-type: none"> • Straight Pattern Body • Y-Pattern • Angle Pattern Body 	<ul style="list-style-type: none"> • Straight Pattern Body • Y-Pattern • Angle Pattern Body 	<ul style="list-style-type: none"> • Straight Pattern Body • Y-Pattern • Angle Pattern Body 	<ul style="list-style-type: none"> • Straight Pattern Body • Y-Pattern • Angle Pattern Body
Basic Shell Material	<ul style="list-style-type: none"> • Stainless Steel • Aluminum Body 	<ul style="list-style-type: none"> • Stainless Steel • Aluminum Body 	<ul style="list-style-type: none"> • Stainless Steel • Aluminum Body 	<ul style="list-style-type: none"> • Stainless Steel • Aluminum Body
Connections	<ul style="list-style-type: none"> • Flanged Ends • Butt Welding Ends • Socket Welding Ends • Threaded Ends • Other Requirements 	<ul style="list-style-type: none"> • Flanged Ends • Butt Welding Ends • Socket Welding Ends • Threaded Ends • Other Requirements 	<ul style="list-style-type: none"> • Flanged Ends • Butt Welding Ends • Socket Welding Ends • Threaded Ends • Other Requirements 	<ul style="list-style-type: none"> • Flanged Ends • Butt Welding Ends • Socket Welding Ends • Threaded Ends • Other Requirements
Operation	<ul style="list-style-type: none"> • Handwheel • Chainwheel • Gear Operator • Pneumatic Piston Actuator • Pneumatic Diaphragm Actuator • Electric Actuator 	<ul style="list-style-type: none"> • Handwheel • Chainwheel • Gear Operator • Pneumatic Piston Actuator • Pneumatic Diaphragm Actuator • Electric Actuator 	<ul style="list-style-type: none"> • Handwheel • Chainwheel • Gear Operator • Pneumatic Piston Actuator • Pneumatic Diaphragm Actuator • Electric Actuator 	<ul style="list-style-type: none"> • Handwheel • Chainwheel • Gear Operator • Pneumatic Piston Actuator • Pneumatic Diaphragm Actuator • Electric Actuator
Application	For cryogenic use e.g. oxygen, nitrogen and similar liquids, gases and vapours and extreme low service temperatures, for cold box installation	For cryogenic use e.g. oxygen, nitrogen and similar liquids, gases and vapours and extreme low service temperatures, for cold box installation	For cryogenic use e.g. oxygen, nitrogen and similar liquids, gases and vapours and extreme low service temperatures, for cold box installation	For cryogenic use e.g. oxygen, nitrogen and similar liquids, gases and vapours and extreme low service temperatures, for cold box installation
Approvals				


Type	385-Refrigerant Valve	420	661	506 / 525
Design				
Description	Globe and control valve with flushed bellows and emergency gland, inside rising stem (comparable with refrigerant valves - DIN 3158)	Check valve spring loaded option	Globe valve with stuffing box seal, coupled divided stem, integral seat	Globe valve with stuffing box seal, coupled divided stem, renewable disc and seat
PN	10 - 40	10 - 160	160	400/630
DN	15 - 400	15 - 350	8	8
Class	150 - 300	150 - 900	900	2500
NPS	1/2 - 16	1/2 - 14	1/4	1/4
Temperature Rating	-196°C up to +450°C	-196°C up to +450°C	-196°C up to +450°C	-196°C up to +650°C
Body Forms	<ul style="list-style-type: none"> • Straight Pattern Body • Y-Pattern • Angle Pattern Body 	<ul style="list-style-type: none"> • Straight Pattern Body • Y-Pattern • Angle Pattern Body 	<ul style="list-style-type: none"> • Straight Pattern Body • Angle Pattern Body 	<ul style="list-style-type: none"> • Straight Pattern Body • Angle Pattern Body
Basic Shell Material	<ul style="list-style-type: none"> • Carbon Steel - Low Temperature • Stainless Steel • Hastelloy 	<ul style="list-style-type: none"> • Carbon Steel - High and Low Temperature • Stainless Steel - High Temperature - High Chromium • Hastelloy • Inconel • Pure Nickel • Titanium • Other Special Alloys 	<ul style="list-style-type: none"> • Carbon Steel • Stainless Steel • Other Special Alloys 	<ul style="list-style-type: none"> • Carbon Steel - High and Low Temperature • Stainless Steel - High Temperature - High Chromium • Hastelloy • Other Special Alloys
Connections	<ul style="list-style-type: none"> • Flanged Ends • Butt Welding Ends • Socket Welding Ends • Threaded Ends • Other Requirements 	<ul style="list-style-type: none"> • Flanged Ends • Butt Welding Ends • Socket Welding Ends • Threaded Ends • Other Requirements 	<ul style="list-style-type: none"> • Flanged Ends • Butt Welding Ends • Socket Welding Ends • Threaded Ends • Other Requirements 	<ul style="list-style-type: none"> • Butt Welding Ends • Socket Welding Ends • Threaded Ends • Flanged Ends • Other Requirements
Operation	<ul style="list-style-type: none"> • Handwheel • Chainwheel • Gear Operator • Pneumatic Piston Actuator • Pneumatic Diaphragm Actuator • Electric Actuator 		<ul style="list-style-type: none"> • Handwheel • T-Handle • Pneumatic Piston Actuator • Pneumatic Diaphragm Actuator • Electric Actuator 	<ul style="list-style-type: none"> • Handwheel • T-Handle • Pneumatic Piston Actuator • Pneumatic Diaphragm Actuator • Electric Actuator
Application	Acc. to TA-Luft (German "Clean Air Act"), especially for media which are dangerous for environment and cold service media. Operation components protected against icing.	For aggressive gases and liquids as far as these are not toxic, inflammable or detrimental to environment under consideration of the material resistance	For liquids, gases and vapours under consideration of the material resistance, also be used as first interception valve	For liquids, gases and vapours under consideration of the material resistance, also be used as first interception valve
Approvals		VdTÜV Prototype		VdTÜV approved in accordance with WB 35

Type	662	570 / 535	580 / 582 / 584	664
Design				
Description	Globe valve with encapsulated bellows and emergency gland, coupled divided stem, integral seat	Globe valve with encapsulated bellows and emergency gland, coupled divided stem, renewable disc and seat	Pressure gauge valve with stuffing box seal, vent screw (DIN 16270), test connection (DIN 16271), blocking test connection (DIN 16272)	Pressure gauge valve with encapsulated bellows and emergency gland, vent screw, coupled divided stem, integral seat
PN	100	250 / 400	400	100
DN	8	8	3.5	3.5
Class	600	1500 / 2500	2500	600
NPS	1/4	1/4	1/8	1/8
Temperature Rating	-196°C up to +450°C	-196°C up to +650°C	-40°C up to +120°C	-196°C up to +450°C
Body Forms	<ul style="list-style-type: none"> • Straight Pattern Body • Angle Pattern Body 	<ul style="list-style-type: none"> • Straight Pattern Body • Angle Pattern Body 	<ul style="list-style-type: none"> • Straight Pattern Body 	<ul style="list-style-type: none"> • Straight Pattern Body • Angle Pattern Body
Basic Shell Material	<ul style="list-style-type: none"> • Carbon Steel • Stainless Steel • Other Special Alloys 	<ul style="list-style-type: none"> • Carbon Steel <ul style="list-style-type: none"> - High and Low Temperature • Stainless Steel <ul style="list-style-type: none"> - High Temperature - High Chromium • Other Special Alloys on request 	<ul style="list-style-type: none"> • Carbon Steel • Stainless Steel • Brass • Other Special Alloys on request 	<ul style="list-style-type: none"> • Carbon Steel • Stainless Steel • Other Special Alloys on request
Connections	<ul style="list-style-type: none"> • Butt Welding Ends • Socket Welding Ends • Threaded Ends • Flanged Ends • Other Requirements 	<ul style="list-style-type: none"> • Butt Welding Ends • Socket Welding Ends • Threaded Ends • Flanged Ends • Other Requirements 	<ul style="list-style-type: none"> • Inlet: Male Plug G 1/2 Acc. to DIN EN 837-1 • Outlet: Male Plug G 1/2-LH with Adjusting Nut G 1/2 (Form A) or Female G 1/2 (Form B) • Test: Male Plug M 20X1.5 	<ul style="list-style-type: none"> • Inlet: Butt and Socket Welding Ends, Threaded Ends • Outlet: Male Plug G 1/2-LH with Adjusting Nut G 1/2 Acc. to DIN 16283 • Test: Male Plug M 20X1.5
Operation	<ul style="list-style-type: none"> • Handwheel • T-Handle • Pneumatic Piston Actuator • Pneumatic Diaphragm Actuator • Electric Actuator 	<ul style="list-style-type: none"> • Handwheel • T-Handle • Pneumatic Piston Actuator • Pneumatic Diaphragm Actuator • Electric Actuator 	<ul style="list-style-type: none"> • Handwheel 	<ul style="list-style-type: none"> • Handwheel • T-Handle
Application	For highly toxic, aggressive, inflammable, volatile and expensive media under consideration of the material resistance, also be used as first interception valve	For highly toxic, aggressive, inflammable, volatile and expensive media under consideration of the material resistance, also be used as first interception valve	For liquids, gases and vapours under consideration of the material resistance	For highly toxic, aggressive, inflammable, volatile and expensive media under consideration of the material resistance
Approvals		VdTÜV approved in accordance with WB 35, DGM 297 21 782.8		

Type	587	597	589	599
Design				
Description	Pressure gauge valve with test connection, stuffing box seal, coupled divided stem, renewable disc and seat	Pressure gauge valve with test connection, bellows and emergency gland, coupled divided stem, renewable disc and seat	Pressure gauge valve with blocking test connection, stuffing box seal, coupled divided stem, renewable disc and seat	Pressure gauge valve with blocking test connection, bellows and emergency gland, coupled divided stem, renewable disc and seat
PN	400	250	400	250
DN	3.5	3.5	3.5	3.5
Class	2500	1500	2500	1500
NPS	1/8	1/8	1/8	1/8
Temperature Rating	-196°C up to +450°C	-196°C up to +450°C	-196°C up to +450°C	-196°C up to +450°C
Body Forms	• Straight Pattern Body	• Straight Pattern Body	• Straight Pattern Body	• Straight Pattern Body
Basic Shell Material	<ul style="list-style-type: none"> • Carbon Steel <ul style="list-style-type: none"> - Low Temperature • Stainless Steel <ul style="list-style-type: none"> - High Chromium • Hastelloy • Other Special Alloys on request 	<ul style="list-style-type: none"> • Carbon Steel <ul style="list-style-type: none"> - Low Temperature • Stainless Steel <ul style="list-style-type: none"> - High Chromium • Other Special Alloys on request 	<ul style="list-style-type: none"> • Carbon Steel <ul style="list-style-type: none"> - Low Temperature • Stainless Steel <ul style="list-style-type: none"> - High Chromium • Other Special Alloys on request 	<ul style="list-style-type: none"> • Carbon Steel <ul style="list-style-type: none"> - Low Temperature • Stainless Steel <ul style="list-style-type: none"> - High Chromium • Other Special Alloys on request
Connections	<ul style="list-style-type: none"> • Inlet: Butt and Socket Welding Ends, Threaded Ends • Outlet: Male Plug G 1/2-LH with Adjusting Nut G 1/2 Acc. to DIN 16283 • Test: Male Plug M 20X1.5 	<ul style="list-style-type: none"> • Inlet: Butt And Socket Welding Ends, Threaded Ends • Outlet: Male Plug G 1/2-LH with Adjusting Nut G 1/2 Acc. to DIN 16283 • Test: Male Plug M 20X1.5 	<ul style="list-style-type: none"> • Inlet: Butt And Socket Welding Ends, Threaded Ends • Outlet: Male Plug G 1/2-LH with Adjusting Nut G 1/2 Acc. to DIN 16283 • Test: Male Plug M 20X1.5 	<ul style="list-style-type: none"> • Inlet: Butt And Socket Welding Ends, Threaded Ends • Outlet: Male Plug G 1/2-LH with Adjusting Nut G 1/2 Acc. to DIN 16283 • Test: Male Plug M 20X1.5
Operation	<ul style="list-style-type: none"> • Handwheel • T-Handle 	<ul style="list-style-type: none"> • Handwheel • T-Handle 	<ul style="list-style-type: none"> • Handwheel • T-Handle 	<ul style="list-style-type: none"> • Handwheel • T-Handle
Application	For liquids, gases and vapours under consideration of the material resistance	For highly toxic, aggressive, inflammable, volatile and expensive media under consideration of the material resistance	For liquids, gases and vapours under consideration of the material resistance	For highly toxic, aggressive, inflammable, volatile and expensive media under consideration of the material resistance
Approvals	VdTÜV approved in accordance with WB 35	VdTÜV approved in accordance with WB 35	VdTÜV approved in accordance with WB 35	VdTÜV approved in accordance with WB 35

Type	626	659	630	631
Design				
Description	Manifold with 3 valves and test connection, stuffing box seal, coupled divided stem, renewable disc and seat	Manifold with 3 valves and test connection, bellows and emergency gland, coupled divided stem, renewable disc and seat	Manifold with 5 valves and test connection, stuffing box seal, coupled divided stem, renewable disc and seat	Manifold with 5 valves and test connection, bellows and emergency gland, coupled divided stem, renewable disc and seat
PN	400	250	400	250
DN	8	8	8	8
Class	2500	1500	2500	1500
NPS	1/4	1/4	1/4	1/4
Temperature Rating	-196°C up to +650°C	-196°C up to +650°C	-196°C up to +650°C	-196°C up to +650°C
Body Forms	• Straight Pattern Body	• Straight Pattern Body	• Straight Pattern Body	• Straight Pattern Body
Basic Shell Material	<ul style="list-style-type: none"> • Carbon Steel <ul style="list-style-type: none"> - High and Low Temperature • Stainless Steel <ul style="list-style-type: none"> - High Temperature - High Chromium • Other Special Alloys 	<ul style="list-style-type: none"> • Carbon Steel <ul style="list-style-type: none"> - High and Low Temperature • Stainless Steel <ul style="list-style-type: none"> - High Temperature - High Chromium • Other Special Alloys 	<ul style="list-style-type: none"> • Carbon Steel <ul style="list-style-type: none"> - High and Low Temperature • Stainless Steel <ul style="list-style-type: none"> - High Temperature - High Chromium • Other Special Alloys 	<ul style="list-style-type: none"> • Carbon Steel <ul style="list-style-type: none"> - High and Low Temperature • Stainless Steel <ul style="list-style-type: none"> - High Temperature - High Chromium • Other Special Alloys
Connections	<ul style="list-style-type: none"> • Inlet: Butt And Socket Welding Ends, Threaded Ends • Outlet: Directly Flanged to Transducer (Acc. to DIN 19213) • Test: Male Plug M 20X1.5 	<ul style="list-style-type: none"> • Inlet: Butt And Socket Welding Ends, Threaded Ends • Outlet: Directly Flanged to Transducer (Acc. to DIN 19213) • Test: Male Plug M 20X1.5 	<ul style="list-style-type: none"> • Inlet: Butt and Socket Welding Ends, Threaded Ends • Outlet: Directly Flanged to Transducer (Acc. to DIN 19213) • Test: Male Plug M 20X1.5 	<ul style="list-style-type: none"> • Inlet: Butt and Socket Welding Ends, Threaded Ends • Outlet: Directly Flanged to Transducer (Acc. to DIN 19213) • Test: Male Plug M 20X1.5
Operation	• T-Handle	• T-Handle	• T-Handle	• T-Handle
Application	For liquids, gases and vapours under consideration of the material resistance	For highly toxic, aggressive, inflammable, volatile and expensive media under consideration of the material resistance	For liquids, gases and vapours under consideration of the material resistance	For highly toxic, aggressive, inflammable, volatile and expensive media under consideration of the material resistance
Approvals	VdTÜV approved in accordance with WB 35	VdTÜV approved in accordance with WB 35	VdTÜV approved in accordance with WB 35	VdTÜV approved in accordance with WB 35

Contact Us



Volkmarshausen, Germany

Sales and Operations

PHOENIX Armaturenwerke GmbH
Volkmarshausen, Germany



**Valve
& Automation**
Total Valve & Control Solutions®

JOHANNESBURG
Tel: 011 397 2833

South Africa:
0861 103 103

DURBAN
Tel: 031 579 2593

E-mail: sales@valve.co.za
www.valve.co.za



SCAN ME

While this information is presented in good faith and believed to be accurate, PHOENIX Armaturenwerke GmbH does not guarantee satisfactory results from reliance on such information. Nothing contained herein is to be construed as a warranty or guarantee, expressed or implied, regarding the performance, merchantability, fitness or any other matter with respect to the products, nor as a recommendation to use any product or process in conflict with any patent. PHOENIX Armaturenwerke GmbH, reserves the right, without notice, to alter or improve the designs or specifications of the products described herein.

© 2023 PHOENIX Armaturenwerke GmbH. All rights reserved. Specifications are subject to change without notice. All trademarks are property of their respective owners.